

brunner ::



# numera evo

BRUNNER DESIGN TEAM

# CONTENTS

<u>Product idea</u>	<u>04</u>
Motivation & History	
<u>Product presentation</u>	<u>08</u>
Functionality & Application	
<u>General information</u>	<u>16</u>
Operating instructions & technical specifications	
<u>References</u>	<u>20</u>
30 years of success	

01

# Product idea.


# Seat numbering: Fast – Efficient – Simple.

**Large spaces such as exhibition halls and convention centers need to be reconfigured quickly and as efficiently as possible. In most cases, numbering of rows and seats is required. A process that often takes a great deal of time and effort.**

That is why we continuously work on perfecting our seating numbering solutions. Always with the aim of making your event operations easier.



# Over 30 years of know-how & expertise.



© Jörn Lehmann

Since 1986, Brunner has been offering seating numbering systems. With a continuous drive to enable even more efficient large-scale seating arrangements, numerous product optimizations and new developments have followed to this day.

Our most important source of inspiration has always been and continues to be our customers, with their requirements, needs, and expectations.

# The beginning of seating numbering at Brunner.

It all started with simple magnetic plates that had to be attached to each chair individually. Since then, we have continuously developed our seating numbering solutions in close dialogue with our customers.

Our products are as diverse as the practical requirements. They range from manual methods for seating plans that change infrequently to electronic solutions for fast, contactless numbering.



02

# Product presentation.

# That's what we guarantee.

With numera evo, we offer fast, reliable, and above all secure seat numbering.

Thanks to its intuitive operation, the system can be used without extensive prior knowledge, making it the ideal solution for a wide range of user groups.

By using additional handheld devices, the time required can be reduced in a cost-effective and reliable manner.



60 minutes\*



30 minutes \*



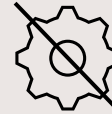
\* Time required to number 1,000 chairs

# Benefits at a glance.

- With numera evo, individual seating layouts can be numbered quickly, flexibly, and intuitively
- Subsequent changes can be made without time-consuming digital programming.
- The high-resolution display offers a wide range of display options and customer-specific configurations.
- The seat number unit is maintenance-free, robust, and requires no separate power supply. In case of damage, it can be quickly and easily replaced on site.



battery-free



maintenance-free



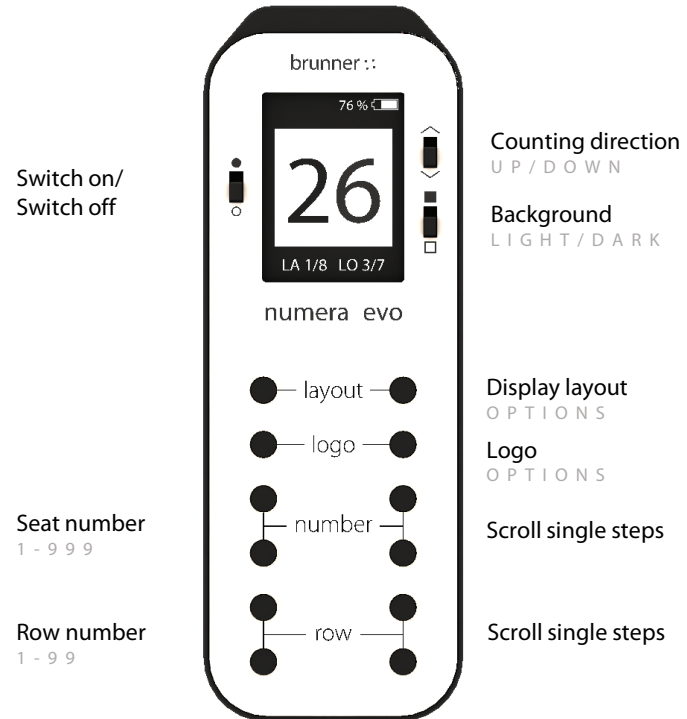
contactless



user-friendly

# Easy to use.

- The handheld device enables intuitive and fast numbering
- No complex control technology or programming knowledge is required
- All functions can be accessed directly via tactile buttons and switches
- Illuminated display
- The handheld device is equipped with a rechargeable battery, which can be charged using the supplied USB cable and charger



# High-quality display.

- HD-Display
- Excellent readability from all angles and directions thanks to e-paper display technology
- Whether in low ambient light or bright sunlight, the display is always as easy to read as a printed sheet of paper
- Large digits with a height of 15 mm
- Reflective numbers and high contrast



# Versatile application options.

- Seamless integration into wood, plastic, fully upholstered shells and shells with back liner
- Consistent seating comfort thanks to a flat, compact design
- Minimal installation depth due to a thickness of just 5 mm



# Also as row numbering.

- Row numbering solutions are available on request
- Individually tailored to each chair
- Operation for all applications is also carried out via the handheld device



# Additional PC-App with Content Manager.

- Free text entry and easy management of logos on a PC



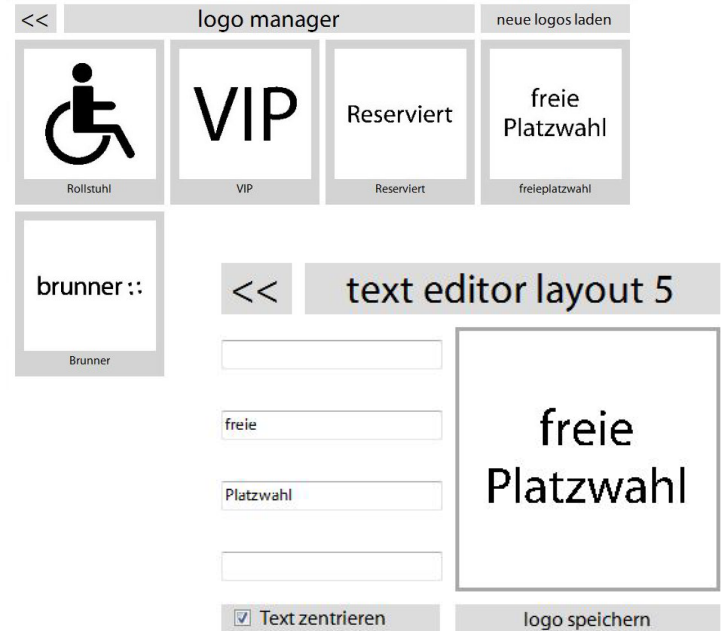
## Text Editor

In the text editor, you can select the desired layout and enter the text of your choice.



## Logo Manager

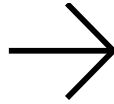
In the Logo Manager, you can delete, edit and rename logos, as well as change their order.



03

# General information.

# Numbering is that simple.



## SETTINGS ON THE HANDHELD DEVICE

1. Switch on the handheld device
2. Select the desired layout
3. Enter the required seat number and row number
4. Choose the desired logo
5. Select automatic counting up or down
6. Choose a black or white background

## TRANSFER TO THE CHAIR

1. Hold the handheld device against the lower plastic edge of the seat number
2. The data is transmitted immediately
3. Successful transmission is confirmed by a check mark on the handheld display as well as an additional beep
4. Move to the next chair and repeat the process. The handheld device continues counting automatically



# Technical data.

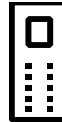
## SEAT NUMBER

- Seat number dimensions: 51,5 x 43,5 x 5 mm
- E-paper display area: 27 x 27 mm
- Display resolution: 200 x 200 Pixel | 184 dpi



## HANDHELD DEVICE

- Rechargeable Li-ion battery: 3.7 V; 1,300 mAh (replaceable by the manufacturer)
- Micro USB port for data connection and battery charging
- Compatible with Windows 7 to 10



# Quality assured.

- numera evo only functions in combination with the numera evo handheld device and numera evo seat or row numbering units.
- Production is carried out in accordance with the quality standards of DIN EN ISO 9001:2015 and environmental management standards of DIN EN ISO 14001:2015.



04


# References.



© Stefan Marquardt, Oberursel, DE


## Hyparschale Magdeburg

NUMERA EVO



# Kreistag Ludwigspalast-Parchim

NUMERA EVO




© Jörn Lehmann



# Heidelberg Congress Center

REIHEN- UND SITZNUMMERIERUNG



© Stefan Marquardt, Oberursel, DE



© Stefan Marquardt, Oberursel, DE

BRUNNER | NUMERA EVO

## Sektkellerei Rotkäppchen Mumm

MAGNETNUMMER



# Messe Dresden

MAGNETNUMMER



© Stefan Marquardt, Oberursel, DE

# RheinMain CongressCenter

MAGNETNUMMER



© Stefan Marquardt, Oberursel, DE



Brunner lives for furniture that  
makes new things possible.

[brunner-group.com](http://brunner-group.com)